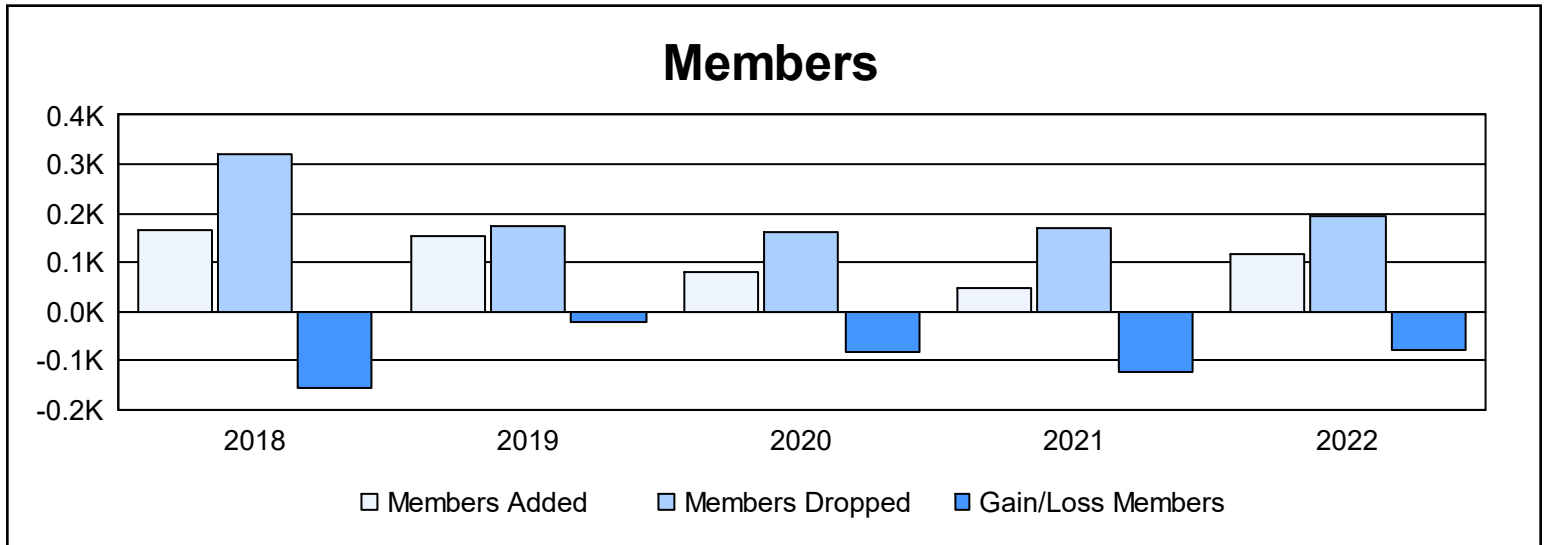
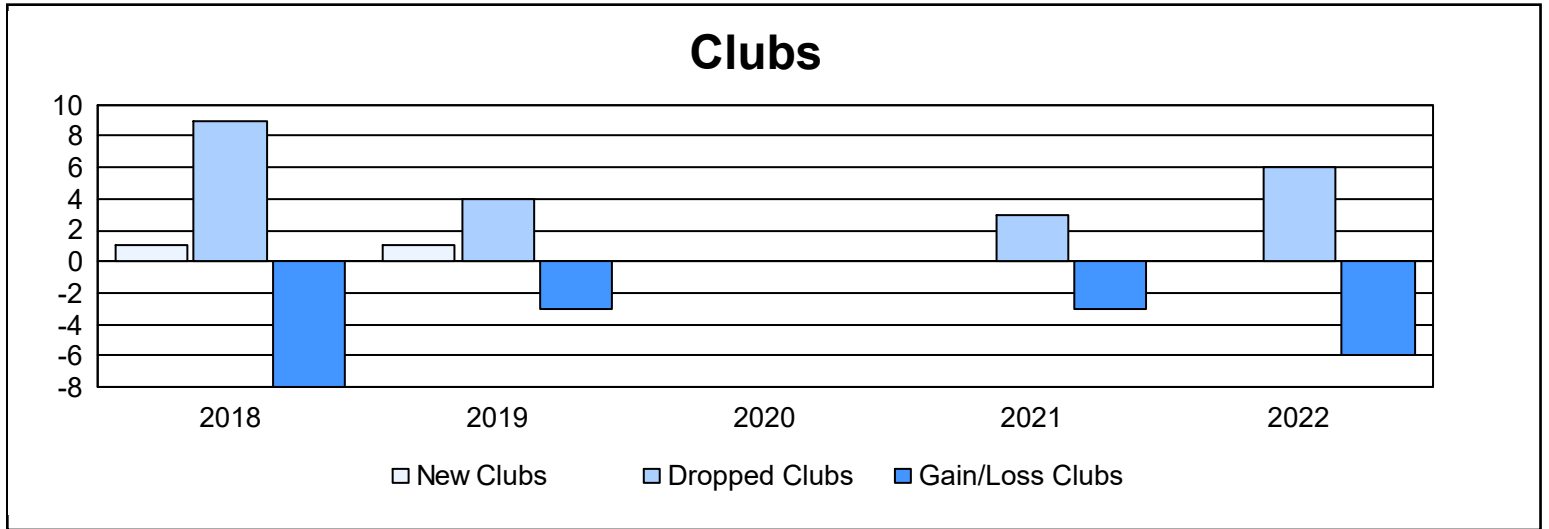
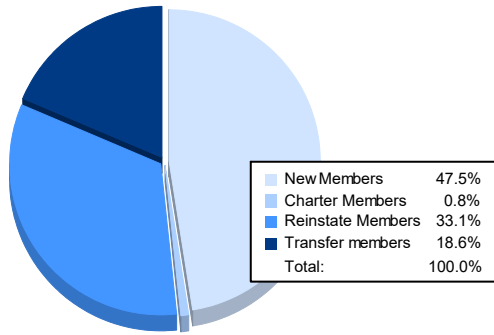


| Year           | New Clubs | Dropped Clubs | Gain/ Loss Clubs | New Members | Charter Members | Reinstate Members | Transfer Members | Total Member Added | Total Members Dropped | Gain/ Loss Members |
|----------------|-----------|---------------|------------------|-------------|-----------------|-------------------|------------------|--------------------|-----------------------|--------------------|
| 2017-2018      | 1         | 9             | -8               | 116         | 28              | 5                 | 15               | 164                | 320                   | -156               |
| 2018-2019      | 1         | 4             | -3               | 98          | 24              | 14                | 16               | 152                | 174                   | -22                |
| 2019-2020      | 0         | 0             | 0                | 64          | 11              | 3                 | 4                | 82                 | 163                   | -81                |
| 2020-2021      | 0         | 3             | -3               | 33          | 5               | 3                 | 5                | 46                 | 170                   | -124               |
| 2021-2022      | 0         | 6             | -6               | 56          | 1               | 39                | 22               | 118                | 195                   | -77                |
| <b>Average</b> | <b>0</b>  | <b>4</b>      | <b>-4</b>        | <b>73</b>   | <b>14</b>       | <b>13</b>         | <b>12</b>        | <b>112</b>         | <b>204</b>            | <b>-92</b>         |



### Membership Composition June 2022 Cumulative



### Gender Composition June 2022 Cumulative

